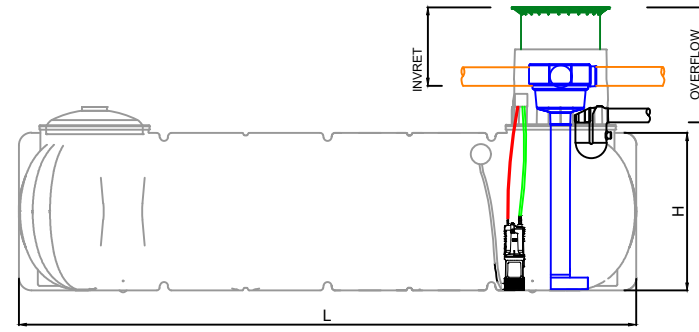
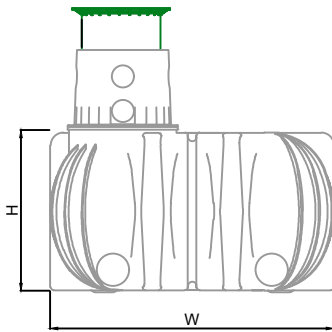
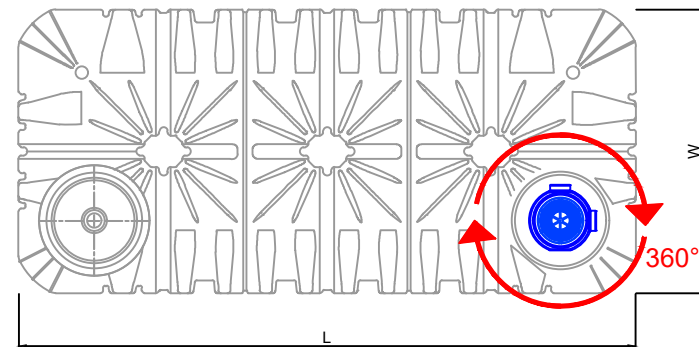


TANK SIZES & DIMENSIONS

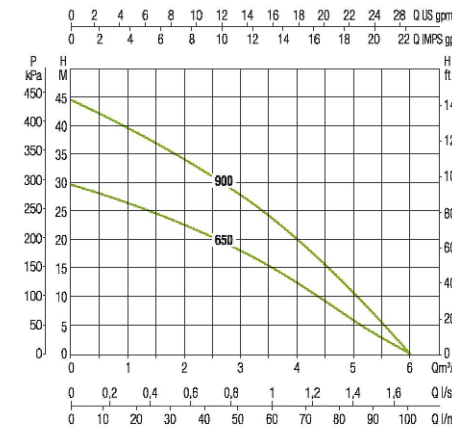
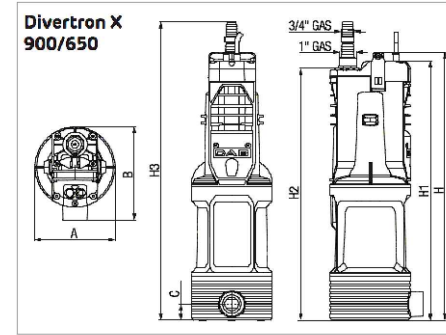


	10,000L	15,000L
LENGTH	4,900mm	7,500mm
WIDTH	2,250mm	2,250mm
HEIGHT	1,250mm	1,250mm
INVERT	375-575mm	375-575mm
OVERFLOW	455-655mm	455-655mm



SUBMERSIBLE PUMP DETAILS

DAB DIVERTRON 900X



SYSTEM ACCESSORIES



HOSE CONNECTION BOX- EXTERNAL
(STANDARD SUPPLY)



HOSE CONNECTION BOX - INTERNAL
(STANDARD SUPPLY)



SPRING WATER SHAFT
(OPTIONAL EXTRA)



INTERNAL CLEANING UNIT
(OPTIONAL EXTRA)



DIGITAL FILL LEVEL SENSOR
(OPTIONAL EXTRA)

THIS DOCUMENT IS SUPPLIED IN STRICT CONFIDENCE AND MUST NOT BE LENT, REPRODUCED OR DISCLOSED TO ANY THIRD PARTY WITHOUT THE WRITTEN CONSENT OF GRAF UK LIMITED

DO NOT SCALE - IF IN DOUBT ASK

Notice: This drawing is issued only as a guideline and is an estimate of the materials required to construct the drainage system, it should not be used for construction purposes.

Graf UK Ltd makes no warranty or guarantee in relation to the suitability of any of the layout details shown on this drawing in relation to a particular scheme.

NOTES:-

- All dimensions in mm, unless otherwise stated.
- All dimensions are nominal and may vary within manufacturing tolerances.
- All site temporary enabling works by others.
- Graf products to be installed in strict accordance with Graf recommendations.
- This drawing is intended for guidance only. Confirmation of the suitability for a particular project should be sought from the consulting engineers prior to final design or commencement of any construction works.

GARDEN COMFORT PLATIN XL SPECIFICATION



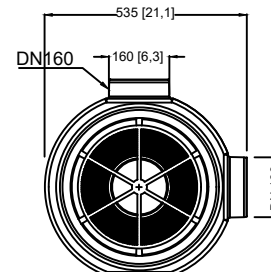
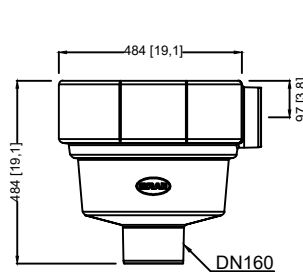
TANK ACCESSORIES

Item	Diameter ø	Min. Height (mm)	Max. Height (mm)	Max. Loading (kg)*
Pedestrian Loading Lid (Mini)	ø 600mm	60mm	360mm	150kg
Pedestrian Loading Lid (Maxi)	ø 600mm	60mm	476mm	150kg
Vehicle Loading Lid	ø 625mm	60mm	476mm	3,500kg
Extension Sleeve (1m)	ø 670mm	500mm	1,000mm	
Extension Sleeve	ø 680mm	250mm		
Tank Dome (Maxi)	ø 650mm	610mm		

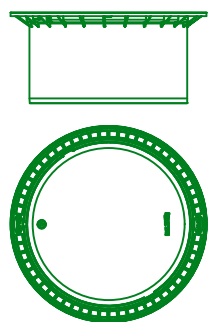
* Loading up to 12,000kg achievable (suitable cover to be provided by others)
** Tank Dome (Maxi) available with DN100 or DN150 connections

FILTER DETAILS

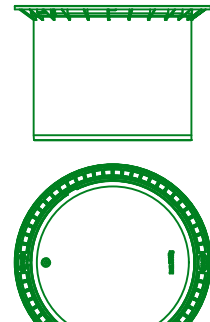
UNIVERSAL FILTER 3 XL (INTERNAL)



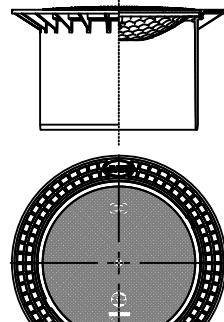
Pedestrian Loading Lid (Mini)




Pedestrian Loading Lid (Maxi)



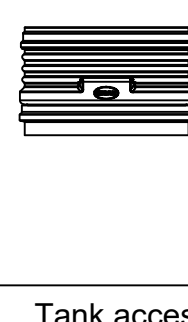
Vehicle Loading Lid



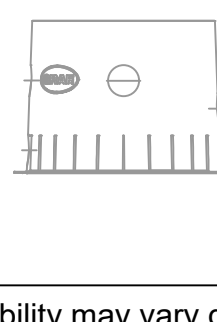
Extension Sleeve (1m)



Extension Sleeve



Tank Dome (Maxi)



NOTE:- Tank accessory suitability may vary depending on project. Please contact Graf UK for sizing and support.

P0	LATEST REVISION	KS	19.04.24
REV.	DESCRIPTION	BY	DATE

GRAF GRAF UK Limited
 GRAF UK Limited, Regen House, Beaumont Road, Banbury, Oxfordshire, OX16 1RH
 T: 01608 661500 F: 01295 211333
 E: info@grafuk.co.uk www.grafuk.co.uk

DRAWN :	KS	DATE :	19.04.2024
CHECKED :	DS	SCALE :	VARIOUS@A3

PROJECT
GRAF STANDARD DETAILS

DESCRIPTION
GARDEN COMFORT RAINWATER HARVESTING SYSTEM PLATIN XL TANK

DRAWING No.	REV.
GARDEN COMFORT_STANDARD_DETAIL_PLATIN_XL	P0
	Page 1

SCOPE OF SUPPLY

SUPPLIED BY GRAF:

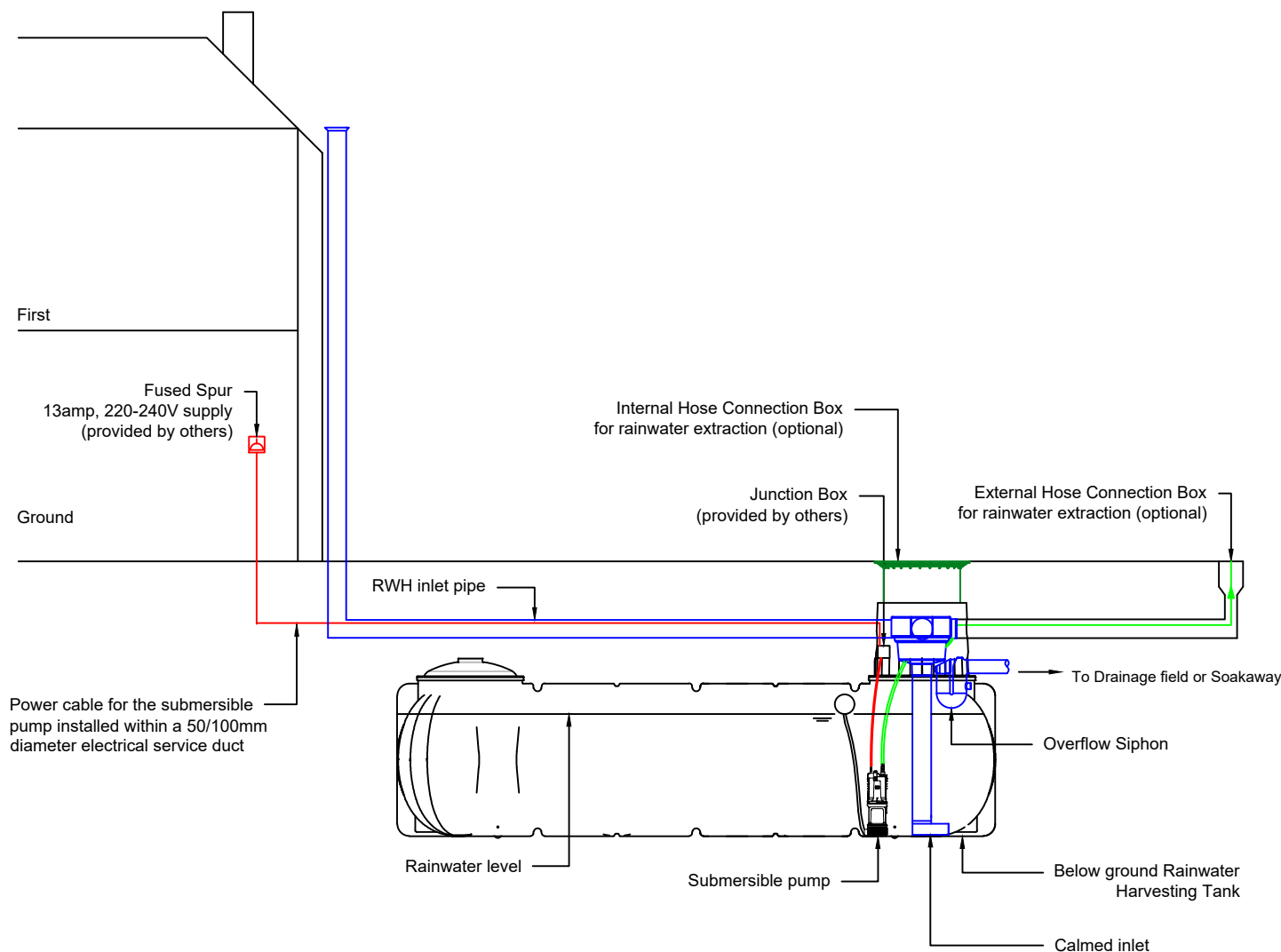
1. Underground tank
2. Telescopic lid
3. Filter
4. Submersible pump
5. Internal hose connection box
6. External hose connection box

SUPPLIED BY OTHERS:

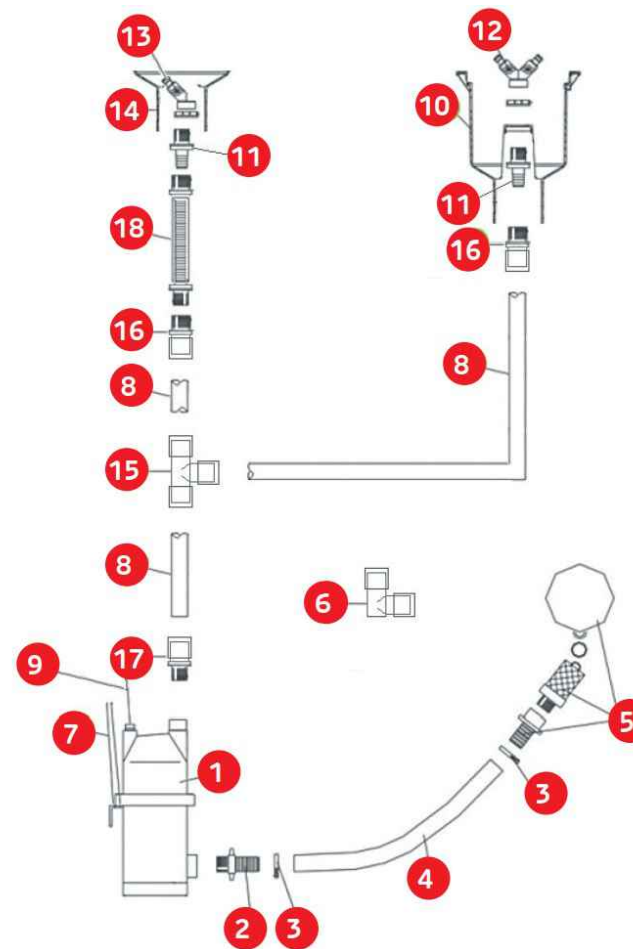
7. 100mm duct for pump cable
8. 100mm drainage pipe to connect downpipes to inlet (all downpipes to be brought into one single inlet)
9. 100mm pipe for overflow from tank



GARDEN COMFORT PLATIN XL SCHEMATIC



INTERNAL/EXTERNAL HOSE CONNECTION BOXES



1. Submersible pump
2. Brass hose screwing
3. Hose clip
4. Suction hose
5. Floating suction set
6. 25mm compression elbow (optional fitting used for external tap connection)
7. Fixing set for submersible pump
8. Pressure hose, black & green colour, length 25m
9. Electricity supply, length 10m, 3-core cable
10. External hose connection box
11. 3 / 4 " tank connector
12. 2-way regulating plug
13. Hose-lock connector
14. Internal hose connection box, located on manhole cover of rainwater tank
15. 25mm compression T-fitting
16. 25mm compression x 3 / 4 " female threaded fitting
17. 25mm compression x 1 " male threaded fitting
18. 1m length of braided hose, 3 / 4 " male x 3 / 4 " female connections

NOTE:- Tank accessory suitability may vary depending on project. Please contact Graf UK for sizing and support.

THIS DOCUMENT IS SUPPLIED IN STRICT CONFIDENCE AND MUST NOT BE LENT, REPRODUCED OR DISCLOSED TO ANY THIRD PARTY WITHOUT THE WRITTEN CONSENT OF GRAF UK LIMITED

DO NOT SCALE - IF IN DOUBT ASK

Notice: This drawing is issued only as a guideline and is an estimate of the materials required to construct the drainage system, it should not be used for construction purposes.
Graf UK Ltd makes no warranty or guarantee in relation to the suitability of any of the layout details shown on this drawing in relation to a particular scheme.

NOTES:-

1. All dimensions in mm, unless otherwise stated.
2. All dimensions are nominal and may vary within manufacturing tolerances.
3. All site temporary enabling works by others.
4. Graf products to be installed in strict accordance with Graf recommendations.
5. This drawing is intended for guidance only. Confirmation of the suitability for a particular project should be sought from the consulting engineers prior to final design or commencement of any construction works.

GARDEN COMFORT PLATIN XL SCHEMATIC



P0	LATEST REVISION	KS	19.04.24
----	-----------------	----	----------

REV.	DESCRIPTION	BY	DATE
------	-------------	----	------



GRAF UK Limited, Regen House, Beaumont Road, Banbury, Oxfordshire, OX16 1RH

T: 01608 661500 F: 01295 211333
E: info@grafuk.co.uk www.grafuk.co.uk

DRAWN :	KS	DATE :	19.04.2024
CHECKED :	DS	SCALE :	VARIOUS@A3

PROJECT	GRAF STANDARD DETAILS
---------	------------------------------

DESCRIPTION	GARDEN COMFORT RAINWATER HARVESTING SYSTEM PLATIN XL TANK
-------------	--

DRAWING No.	REV.
GARDEN COMFORT_STANDARD_DETAIL_PLATIN_XL P0	P0

TRENCH DETAILS

FOR SUFFICIENT WORKING ROOM, THE BASE AREA OF THE TRENCH MUST EXCEED THE DIMENSIONS OF THE TANK BY 100mm ON ALL SIDES.

MINIMUM DISTANCE FROM SOLID STRUCTURES TO BE 1000mm.

THE TRENCH EMBANKMENT MUST BE DESIGNED SO SLIPPAGE OR COLLAPSE OF THE EMBANKMENT WALL IS NOT TO BE ANTICIPATED.

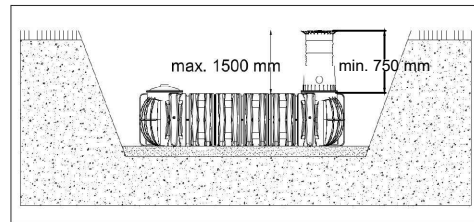
THE CONSTRUCTION SITE MUST BE HORIZONTAL AND PLANE AND MUST GUARANTEE SUFFICIENT LOAD-BEARING CAPACITY.

THE DEPTH OF THE TRENCH MUST BE DIMENSIONED SO THAT THE MAXIMUM COVER ABOVE THE TANK IS NOT EXCEEDED (SEE BELOW DETAILS).

THE TANK AND ANY OTHER COMPONENTS THAT CARRY WATER MUST BE INSTALLED IN A FROST-FREE AREA. THE FROST-FREE DEPTH IS USUALLY APPROX. 600mm-800mm. EXACT DEPTHS CAN BE OBTAINED FROM THE RESPONSIBLY AUTHORITY.

A 100mm-150mm COMPACTED LAYER OF 10-20mm ROUND GRAIN GRAVEL IS INSTALLED AT THE BASE OF THE EXCAVATION.

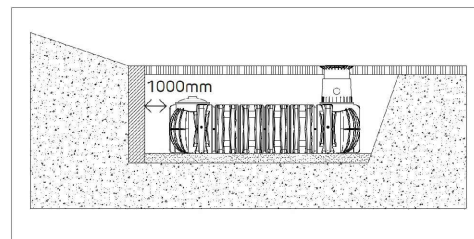
MINIMUM & MAXIMUM COVER



MINIMUM COVER IN A LANDSCAPED AREA TO BE 750mm FROM SHOULDER OF TANK.

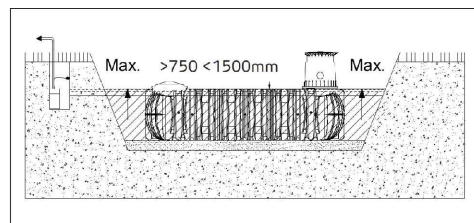
MAXIMUM COVER IN A LANDSCAPED AREA TO BE 1500mm FROM SHOULDER OF TANK.

SLOPE/EMBANKMENT INSTALLATIONS



IF IT IS TO BE INSTALLED IN THE IMMEDIATE VICINITY (<5m) OF A SLOPE OR EMBANKMENT, A STATICALLY CALCULATED RETAINING WALL MUST BE ERECTED TO ABSORB ANY ADDITIONAL LOADING FROM THE SOIL. THE WALL MUST EXCEED THE DIMENSIONS OF THE TANK BY AT LEAST 500mm IN ALL DIRECTIONS AND MUST BE LOCATED AT LEAST 1000mm AWAY FROM THE TANK.

GROUNDWATER INSTALLATIONS



IF IT IS ANTICIPATED THAT THE TANK WILL BE IMMERSED IN GROUNDWATER DEEPER THAN SHOWN IN THE BELOW TABLE, SUFFICIENT DISSIPATION MUST BE ENSURED. DISSIPATION OF THE DRAINAGE WATER (E.G. VIA AN ANNULAR DRAINAGE SYSTEM) IS RECOMMENDED IN CASES OF COHESIVE, WATER-IMPERMEABLE SOIL.

TANK SIZE	10,000L	15,000L
IMMERSION DEPTH	1,250mm	1,250mm

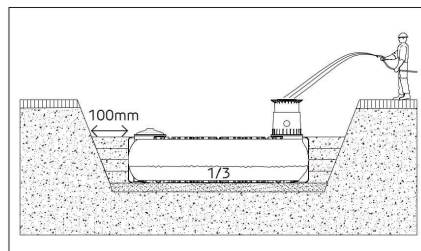
MINIMUM COVER TO BE 750mm FROM SHOULDER OF TANK IN AREAS WITH GROUNDWATER.

MAXIMUM COVER TO BE 1,500mm FROM SHOULDER OF TANK IN AREAS WITH GROUNDWATER.

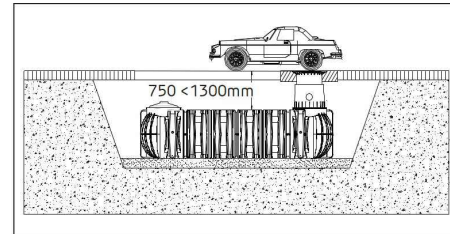
INSERTION & FILLING

THE TANK MUST BE INSERTED, IMPACT-FREE, INTO THE PREPARED TRENCH USING SUITABLE EQUIPMENT.

THE TANK IS FILLED WITH $\frac{1}{3}$ WATER BEFORE BACKFILLING. THE 10-20mm ROUND GRAIN GRAVEL IS BACKFILLED IN LAYERS OF MAX. 300mm STEPS AND IS TO BE WELL COMPACTED WITH A MANUAL TAMPER. MECHANICAL COMPACTION MACHINES ARE NOT TO BE USED UNDER ANY CIRCUMSTANCES. SURROUND MUST BE AT LEAST 100mm ON ALL SIDES OF THE TANK.



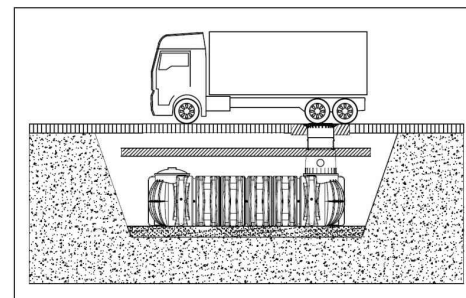
VEHICLE LOADING CONDITIONS



FOR LOADINGS OF UP TO 3,500KG IN TRAFFICKED AREAS WITH NO GROUNDWATER, THERE MUST BE:

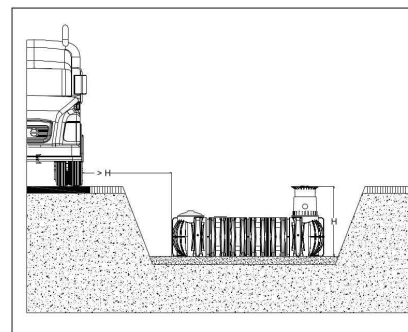
MINIMUM COVER OF 750mm FROM THE SHOULDER OF THE TANK, AND

MAXIMUM COVER OF 1,300mm FROM THE SHOULDER OF THE TANK.



FOR LOADINGS OF MORE THAN 3,500KG AND UP TO HGV LOADING IN AREAS OF NO GROUNDWATER, THERE MUST BE:

A SELF-SUPPORTING IRON-REINFORCED CONCRETE PLATE, THAT WILL ENSURE THAT NO ADDITIONAL FORCES OR EFFECTS FROM THE HGV-BEARING WILL TRANSFER TO THE TANK/S.



FOR INSTALLATIONS ADJACENT TO SURFACES USED BY VEHICLES OF OVER 3,500KG, THE TANK MUST BE INSTALLED AT A DISTANCE FROM THE ROAD SURFACE THAT IT AT LEAST THE DEPTH OF THE TRENCH.

THIS DOCUMENT IS SUPPLIED IN STRICT CONFIDENCE AND MUST NOT BE LENT, REPRODUCED OR DISCLOSED TO ANY THIRD PARTY WITHOUT THE WRITTEN CONSENT OF GRAF UK LIMITED

DO NOT SCALE - IF IN DOUBT ASK

Notice: This drawing is issued only as a guideline and is an estimate of the materials required to construct the drainage system, it should not be used for construction purposes.

Graf UK Ltd makes no warranty or guarantee in relation to the suitability of any of the layout details shown on this drawing in relation to a particular scheme.

NOTES:-

- All dimensions in mm, unless otherwise stated.
- All dimensions are nominal and may vary within manufacturing tolerances.
- All site temporary enabling works by others.
- Graf products to be installed in strict accordance with Graf recommendations.
- This drawing is intended for guidance only. Confirmation of the suitability for a particular project should be sought from the consulting engineers prior to final design or commencement of any construction works.

GARDEN COMFORT PLATIN XL TANK INSTALLATION



P0 LATEST REVISION FC 19.04.24

REV. DESCRIPTION BY DATE



GRAF UK Limited, Regen House, Beaumont Road, Banbury, Oxfordshire, OX16 1RH

T: 01608 661500

F: 01295 211333

E: info@grafuk.co.uk

www.grafuk.co.uk

DRAWN : KS DATE : 19.04.2024
CHECKED : DS SCALE : VARIOUS@A3

PROJECT

GRAF STANDARD DETAILS

DESCRIPTION

GARDEN COMFORT RAINWATER HARVESTING SYSTEM PLATIN XL

DRAWING No. REV.

GARDEN_COMFORT_STANDARD_DETAIL_PLATIN_XL P0

Page.3

PLEASE REFER TO TANK INSTALLATION GUIDE FOR DETAILS ON; SAFETY, PRODUCT FEATURES, IDENTIFICATION OBLIGATIONS, TECHNICAL DATA, TANK STRUCTURE, TANK ASSEMBLY & SERVICING AND INSPECTION.